

# “Perfect” by Ed Sheeran

---

LYRICS AND CHORDS



Rebecca Bogart & Jenny Peters

---

## Table of Contents

Table of Contents.....	2
About “Perfect” by Ed Sheeran .....	3
Strumming Pattern for the Verse .....	4
Fingerpicking Pattern for the Chorus .....	5
How to Play the Chords used in “Perfect” .....	6
Lyrics and Chords for “Perfect” by Ed Sheeran.....	9
Conclusion .....	13
ABOUT THE AUTHORS.....	14

## About “Perfect” by Ed Sheeran

“Perfect” is a sweet and memorable ballad written and recorded by Ed Sheeran. While the song was included in the singer’s third studio album ÷ (Divide) released in March 2017, it was not issued as a single until September of the same year.

“Perfect” is a beautifully-written love song that Ed Sheeran dedicated to his girlfriend Cherry, to whom he got engaged in December 2017. The song has such romantic lyrics that it appeals to people young and old.

“Perfect” reached number one in music charts not only in the UK Singles Charts and US Billboard Hot 100 but in many other countries as well such as France, Germany, Canada, Australia and New Zealand.

Because of the tremendous reach of Sheeran’s 2014 song, “Thinking Out Loud,” Sheeran relates in one interview that he was afraid the song would define his career. So he set out to write many wonderful love songs that he hoped would outdo “Thinking Out Loud”. Consequently, he’s very happy about the success of “Perfect!”

Ed Sheeran also created several other renditions of “Perfect” including an acoustic version and some remixes. He collaborated with Beyonce to record “Perfect Duet” which was released in early December of 2017.

Finally, he also worked with renowned opera singer Andrea Bocelli to create a version called “Perfect Symphony”. This version was issued on December 15, 2017.

## Strumming Pattern for the 1<sup>st</sup> Verse and Chorus

Use the strumming pattern shown below for most of the song. Sometimes the slow rocking rhythm of this song can be difficult to understand, so here is the strumming pattern written out in standard music notation.

In case you're not familiar with the notation, this symbol means a down strum:

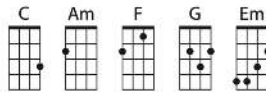


And this symbol means an up strum:



Strumming Pattern:

↓ ↑↓ ↑↓ ↑↓ ↑



C Am

I found a love woman for strong-er than me anyone I know, dar - ling just she shares my

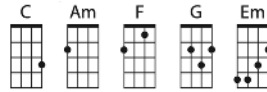
F G

dive right and fol - low my lead, well I found a dream, I hope that someday I'll share her home, I found a

The rhythm of the lyrics varies a lot from verse to verse. We suggest listening to Ed Sheeran sing the song many times to figure out how the words fit with the melody for each verse.

## Fingerpicking Pattern for the 2<sup>nd</sup> Verse and Chorus

Use the fingerpicking pattern below beginning about halfway through the 2<sup>nd</sup> verse (with the lyrics “so in love”) and the following chorus. Use thumb, index and then middle and ring fingers. If you watch the video with this music, it should make sense to you.



C Am

The first line of guitar tab shows two measures. The first measure is for a C chord and contains four groups of notes: (3, 0, 0), (0, 0, 0), (3, 0, 0), and (0, 0, 0). The second measure is for an Am chord and contains four groups of notes: (0, 0, 2), (0, 0, 2), (0, 0, 2), and (0, 0, 2). The strings are labeled T (thumb), A (index), and B (middle) on the left.

<sup>3</sup>F G

The second line of guitar tab shows two measures. The first measure is for an F chord and contains four groups of notes: (0, 1, 2), (0, 1, 2), (0, 1, 2), and (0, 1, 2). The second measure is for a G chord and contains four groups of notes: (2, 0, 0), (2, 0, 0), (2, 0, 0), and (2, 0, 0). The strings are labeled 3 (middle), 2 (ring), and 3 (ring) on the left.

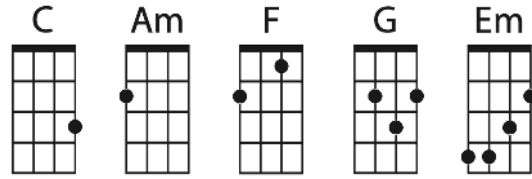
## Do What Works for You

One of the joys of playing music is that you can choose to play it in the way you like best.

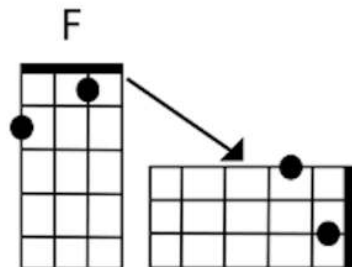
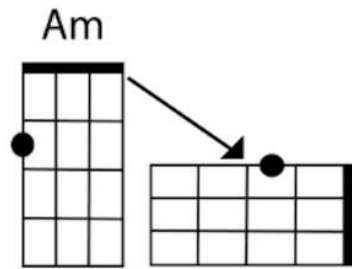
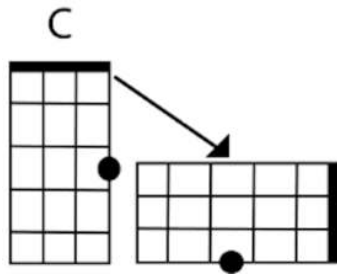
We’ve included the above suggestions for strumming and fingerpicking so you can play the song the way Jenny does in the video. If you don’t know how to read tab or do fingerpicking, you can strum the whole song. If you find the down-up strumming pattern too difficult, just do all down strums. And if you have a different way of strumming the song that you like better, then by all means, do it your way!

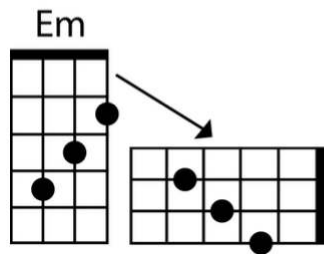
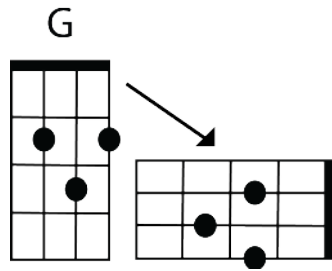
## How to Play the Chords used in "Perfect"

*Perfect* uses these chords:



Here are some more detailed illustrations of how to play the chords:

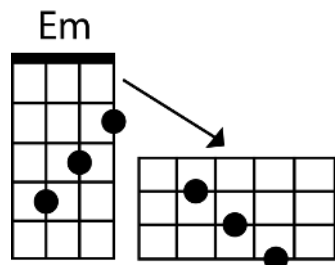




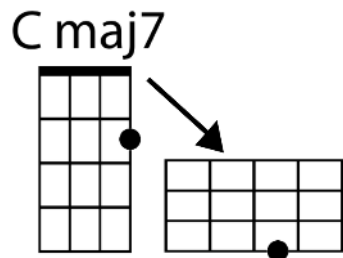
---

### About the E Minor Chord

The E minor chord is the hardest chord in the song. You could play the four finger version shown at the very beginning of this section. Here is an easier way to play the E minor chord that only uses three fingers.

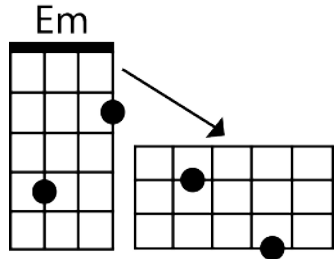


By the way, sometimes ukulele players who don't want to learn the E minor chord will substitute the Cmaj7 chord instead for E Minor.



While some players think the Cmaj7 chord doesn't sound quite as good as an E Minor chord, it will help you get through a song that might be too hard otherwise. Also, if you find your hand will not make the more difficult chord shape, it's nice to have a chord shape you can make that still sounds good. We think of it like modifying a yoga pose in a yoga class. Some people are very flexible and some are not. You have to do what is possible for you!

Here is another possible way to play the E minor chord that uses only 2 fingers:



We prefer the three-finger version because it will help you get ready to learn the B flat chord, and because the two finger version is often out of tune on soprano ukuleles. Again, it's important to find a fingering that works for you and sounds good. You can always start with learning the chord with one fingering and then switch to a different one later.

Some of you might be wondering *why* there are alternate fingerings for chords. A chord is made up of certain combinations of pitches. For example, the E minor chord is made up of the pitches of E, G, and B. A musician can play the pitches in any order from low to high and it will still sound like an E minor chord.

Also, the ukulele has four strings. So when we are playing a three-note chord on the ukulele, we are usually playing one of the chord notes twice with two different strings. One fingering might have you playing E, G, B, G, and another might have you playing G, E, B, E. Both combinations of notes sound like an E minor chord but they have different fingerings.

You can learn a lot more ukulele-friendly music theory in our book *21 MORE Songs in 6 Days: Learn Intermediate Ukulele the Easy Way*.



## Lyrics and Chords for "Perfect" by Ed Sheeran

### VERSE 1

(no chord) C Am  
I found a love for me

F  
Darling just dive right in

G  
And follow my lead

C Am  
Well I found a girl beautiful and sweet

F G  
I never knew you were the someone waiting for me

(no chord or strum) C  
'Cause we were just kids when we fell in love

Am  
Not knowing what it was

F C G  
I will not give you up this time

C Am  
But darling, just kiss me slow, your heart is all I own

F G Am  
And in your eyes you're holding mine

### CHORUS

F C G Am  
I'm dancing in the dark with you between my arms

F C G Am  
Barefoot on the grass, listening to our favorite song

F C G Am  
When you said you looked a mess, I whispered underneath my breath

F C G C G Am Em F G  
But you heard it, darling, you look perfect tonight

### VERSE 2

(no chord) C Am  
Well I found a woman, stronger than anyone I know

F G  
She shares my dreams, I hope that someday I'll share her home

C Am  
I found a love, to carry more than just my secrets

F G  
To carry love, to carry children of our own

(Start fingerpicking on the words "so in love")

(no chord or strum) C  
We were just kids, but we're so in love

Am  
Fighting against all odds

F C G  
I know we'll be alright this time

C  
Darling, just hold my hand

Am  
Be my girl, I'll be your man

F G Am  
I see the future in your eyes

### CHORUS

F C G Am  
I'm dancing in the dark, with you between my arms

F C G Am  
Barefoot on the grass, listening to our favorite song

F C G Am  
When I saw you in that dress, looking so beautiful

F C G C (resume strumming) G Am Em F G Am  
I don't deserve this, darling, you look perfect tonight

**Visit us at [ukulele.io](http://ukulele.io)**

Copyright 2019 21 Songs LLC. All Rights Reserved

F C G Am  
I'm dancing in the dark, with you between my arms

F C G Am  
Barefoot on the grass, listening to our favorite song

F C  
I have faith in what I see

G Am F  
Now I know I've met an angel in person

C G  
And she looks perfect

F  
I don't deserve this

G C G Am G F G C  
You look perfect tonight



## Conclusion

We hope this PDF has helped you learn Ed Sheeran’s song “Perfect”.

We’re Jenny Peters and Rebecca Bogart, the Ukulele Sisters. We’ve been publishing books on how to play ukulele since 2013 and have sold over 50,000 copies worldwide. We believe that people playing music make the world a better place, and we’re thrilled to support you on your ukulele journey.

You can read more about us on the next page. Please feel free to [reach out to us](#) at any time if you have any questions or comments about this PDF or anything else about the ukulele.

Happy Strumming!

---

**Visit us at [ukulele.io](http://ukulele.io)**

Copyright 2019 21 Songs LLC. All Rights Reserved

## ABOUT THE AUTHORS



**Jenny Peters** is a Grammy-nominated full-time music educator in the Chicago area. She has taught thousands of beginners on variety of instruments during her many years of teaching.

Jenny developed her unique beginner-friendly method of teaching ukulele when she learned to play in order to include ukulele to her fourth grade General Music classes. She has gone on to become a popular YouTube ukulele personality who owns seven different kinds of ukuleles!

Jenny and Rebecca have now written five books in the Beginning Ukulele Songs series: Book 1, *21 Songs in Days: Learn Ukulele the Easy Way*; Book 2, *Easy Ukulele Songs: Five with Five Chords*; Book 3, *21 Easy Ukulele Songs for Christmas*; Book 4, *21 MORE Songs in 6 Days: Learn Intermediate Ukulele the Easy Way*; and Book 5, *21 Easy Ukulele Folk Songs*. A sixth book of easy ukulele hymns is in the works.

The Illinois Music Educators Association has to do presentations on how to teach ukulele, and she written the subject for the magazine of the Illinois chapter of the American String Teachers Association. She is a member of the National Association for Music Education (NaFME), the American String Teachers Association (ASTA) and the American Society of Composers, Authors and Publishers (ASCAP.) Jenny plays six other instruments besides ukulele: piano, violin, viola, cello, bass and organ. She currently heads a successful elementary and middle school orchestra program. Before that she taught Elementary General Music for ten years.

Jenny has served on the faculties of Lake Forest College and the College of Lake County. She taught piano, violin and chamber music at the Music Institute of Chicago and the Lake Forest Music Institute. She holds a Master of Music in Piano Performance from the University of Illinois and Bachelor of Music in Piano Performance from the University of Washington. She earned her teacher's certification from Trinity International University in order to share her passion for music with students of diverse backgrounds.

**Rebecca Bogart** has been introducing beginners of all ages to music for over 40 years. She believes that helping more people play music makes the world a better place.

She learned to play ukulele from her sister Jenny using the method taught in Beginning Ukulele Songs series. While she has spent countless hours playing music with two hands at the piano, learning to have the left hand fret chords while the right hand strummed was a surprisingly challenging experience! Rebecca brings a ukulele beginner's perspective to the Ukulele Sisters' writing team.

---

**Visit us at [ukulele.io](http://ukulele.io)**

Copyright 2019 21 Songs LLC. All Rights Reserved

Rebecca has been passionate about the piano and music her entire life. She has played for audiences in Italy, taught master classes at Harvard and won more than a few piano competitions. She made her solo debut at Carnegie Hall in early 2014. Several of Rebecca's piano students have won national and international awards and been featured on NPR's radio show "From the Top". She has been a featured presenter at the California Music Teachers Association, and has recorded a CD of American solo piano music *American Retrospective*. She completed her Masters' degree in Piano at the San Francisco Conservatory of Music.

Jenny Peters [jenny@ukulele.io](mailto:jenny@ukulele.io)

Rebecca Bogart [rebecca@ukulele.io](mailto:rebecca@ukulele.io)

[facebook.com/21UkuleleSongs](https://facebook.com/21UkuleleSongs)

Google+ [google.com/+Ukuleleio](https://google.com/+Ukuleleio)

YouTube [youtube.com/c/Ukuleleio](https://youtube.com/c/Ukuleleio)

Twitter [@ukuleleio](https://twitter.com/ukuleleio)

[instagram.com/jennypeters.21ukulelesongs](https://instagram.com/jennypeters.21ukulelesongs)