UKULELE MUSIC NOTATION

NOTE VALUES

𝅝	Whole Note	𝅝	4 Counts
𝅗𝅥	Half Note	𝅗𝅥	2 Counts
♩	Quarter Note	♩	1 Count
♪	Eighth Note	♪	1/2 Count
𝅘𝅥𝅯	Sixteenth Note	𝅘𝅥𝅯	1/4 Count
𝅘𝅥𝅰	Thirty-second Note	𝅘𝅥𝅰	1/8 Count
𝅘𝅥𝅱	Sixty-fourth Note	𝅘𝅥𝅱	1/16 Count

NOTE & REST VALUES



KEY SIGNATURES (MAJOR KEYS)



REPEATS

𝄆	Repeat Sign
𝄆	Repeat with 1st & 2nd Endings
D.C.	Da Capo (D.C.) — D.C. al Fine
D.C. al Fine	Da Capo al Fine (D.C. al Fine) — D.C. al Fine
D.S.	Da Segno (D.S.) — D.S.
D.S. al Fine	Da Segno al Fine (D.S. al Fine) — D.S. al Fine
𝄌	Coda — Go to the Coda (To Coda) section

Repeat the section.

1. _____ | 2. _____

UKULELE FRETBOARD NOTES

Soprano / Concert / Tenor

	Open	1st	2nd	3rd	4th	5th	7th	10th	12th
A	A	A♯	B	C	C♯	D	D♯	E	F♯
E	E	F	F♯	G	G♯	A	A♯	B	D
C	C	C♯	D	D♯	E	F	F♯	G	A
G	G	G♯	A	A♯	B	C	C♯	D	F

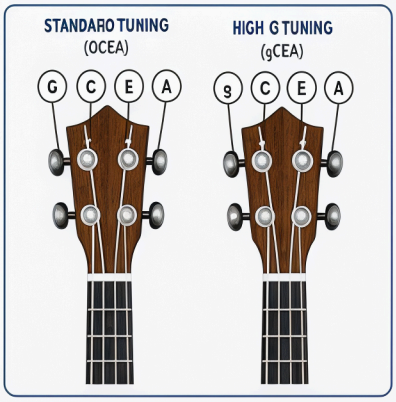

ACCIDENTALS

♮	Natural	Cancels a sharp or flat.
♯	Sharp	Raises the note by a half step.
♭	Flat	Lowers the note by a half step.
𝄪	Double Sharp	Raises the note by two half steps.
𝄫	Double Flat	Lowers the note by two half steps.

ARTICULATIONS

•	Staccato	Short and detached.
–	Tenuto	Held to full value.
>	Accent	Accented, emphasized.
∧	Marcato	Strong accent.
⌒	Legato / Slur	Notes connected smoothly.

ORNAMENTS

⌒	Hammer-On	Play the note lightly but clearly.
P	Pull-Off	Pull off to the new note.
⟋	Slide	Slide up to the note.
tr	Trill	Rapidly alternate between two notes.
~	Vibrato	Slightly vary the pitch.

TEMPO (SPEED) INDICATIONS

Largo	Very slow	Presto	Very fast, lively
Lento	Slow	Vivace	Lively, fast
Adagio	Slow and steady	Presto	Very fast
Andante	At a walking pace	Andante	Leisurely, flowing
Moderato	Moderately	Moderato (Rit.)	Gradually slower
Allegretto	Moderately fast	Accelerando (Accel.)	Gradually faster

TUPLETS

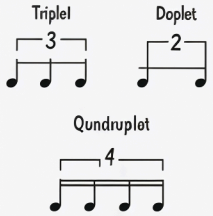

FINGERING (Standard Notation)

Numbers show which finger to use.



Right Hand (Strumming / Picking)

p – thumb i – index

m – middle a – ring

(Counting is fingerstyle playing)

STRUMMING SYMBOLS

↓	Down Stroke
↑	Up Stroke
↓ ↑	Down Up
↑ ↓	Up Down
↓ ↑ ↓ ↑	Up Down Up
(↓ ↑)	Mute (ghost strum)

PAUSES (RESTS)

Whole Rest	4 Counts	𝄻
Half Rest	2 Counts	𝄼
Quarter Rest	1 Count	𝄽
Eighth Rest	1/2 Count	𝄾
Sixteenth Rest	1/4 Count	𝄿

UKULELE TABLATURE (TAB)

Tablature shows which fret to play on each string.



STRING NAMES & NUMBERS

4 (Low)	3	2	1 (High)
G	C	E	A

SCALES (C MAJOR EXAMPLE)

C Major Scale (Up)

0 – 2 – 3 – 0 – 2 – 3 – 3 – 7 – 3 – 10 – 12

C D E F G A B C D E F G C

C Major Scale (Down)

12 – 10 – 8 – 7 – 5 – 3 – 2 – 0 – 3 – 2 – 0

C B A G F E D C E D C

PLAY. PRACTICE. PLAY BEAUTIFUL.