LEARN FINGERPICKING UKULELE

1 WHY FINGERPICKING MATTERS



- ADDS MELODY, TEXTURE, AND EXPRESSION
- GREAT FOR SOLO PLAYING AND ACCOMPANIMENT
- BUILDS CONTROL, INDEPENDENCE, AND MUSICALITY
- MAKES SIMPLE CHORDS SOUND RICHER



SMALL STEPS EVERY DAY = BIG PROGRESS!

2 KEY INSIGHTS



- SLOW PRACTICE BUILDS CLEAN PICKING
- TONE MATTERS AS MUCH AS SPEED
- REPETITION CREATES MUSCLE MEMORY
- RELAXED HANDS = BETTER CONTROL
- PATTERNS BECOME SONGS WHEN LINKED TO RHYTHM

3 RIGHT-HAND BASICS

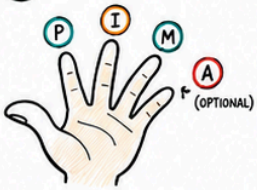



- THUMB = P, INDEX = I, MIDDLE = M, RING = A (OPTIONAL)
- COMMON ASSIGNMENTS: THUMB ON G/C, INDEX ON E, MIDDLE ON A
- USE SMALL MOTION, RELAXED WRIST, CURVED FINGERS
- AIM FOR EVEN VOLUME AND CLEAR TONE

4 CORE BUILDING BLOCKS

FINGER NAMES (P I M A)	STRING AWARENESS	ALTERNATING FINGERS (P I)
ARPEGGIOS	CHORD HOLDING	TIMING / COUNTING (1 + 2 + 3 + 4 +)
DYNAMICS (PP P f ff)	LISTENING	MUSICALITY IS THE GOAL

5 THE LEARNING FLOW

1. TUNE UP
2. LEARN FINGER NAMES AND STRING TARGETS
3. START WITH OPEN-STRING PICKING
4. ADD A SIMPLE CHORD
5. PRACTICE A SHORT PATTERN
6. PLAY SLOWLY WITH A STEADY PULSE
7. COMBINE PATTERNS INTO A SONG
8. REVIEW AND REPEAT

6 ESSENTIAL FINGERPICKING PATTERNS

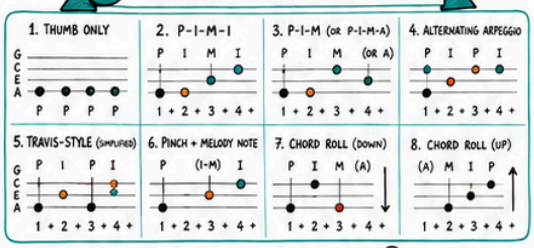

★ USE A METRONOME AND KEEP IT EVEN!

7 PRACTICE FRAMEWORKS THAT WORK

CHUNKING	LOOPING	SLOW → SMOOTH → FAST	PLAY + PAUSE + LISTEN	METRONOME LAYERS	80/20 RULE	RECORD YOURSELF
ONE BAR AT A TIME	REPEAT THE HARD SPOT	SLOW FIRST, ALWAYS	LISTEN WITH INTENTION	ADD 5–10 BPM AT A TIME	MASTER A FEW HIGH-USE PATTERNS	HEAR WHAT YOU PLAY

8 SAMPLE DAILY ROUTINES

5-MINUTE QUICK WIN

1:00	TUNE + WARM-UP
1:00	OPEN STRINGS
1:30	PATTERN PRACTICE
1:00	CHORD CHANGE
0:30	REVIEW / PLAY SONG
0:30	LISTEN + SMILE!

CONSISTENCY BEATS INTENSITY!

15-MINUTE BUILDER

2:00	WARM-UP
3:00	OPEN STRINGS + PATTERNS
4:00	CHORD PRACTICE
4:00	SONG APPLICATION
1:00	REVIEW + LISTEN
1:00	PLAY FOR FUN!

30-MINUTE GROWTH SESSION

3:00	WARM-UP
6:00	PATTERN PRACTICE
6:00	CHORD WORK
10:00	SONG APPLICATION
3:00	RECORD + REVIEW
2:00	COOL DOWN + LISTEN

9 EXAMPLES / APPLICATIONS



10 COMMON MISTAKES TO AVOID



- PLAYING TOO FAST TOO SOON
- TENSE HAND OR RIGID WRIST
- INCONSISTENT FINGER ASSIGNMENT
- IGNORING TIMING
- HITTING WRONG STRINGS CARELESSLY
- LETTING NOTES BUZZ
- PRACTICING PATTERNS WITHOUT MUSICAL CONTEXT



- PLAY AND LISTEN
- RELAX AND BREATHE
- FOCUS AND IMPROVE ONE THING AT A TIME

11 HOW TO MEASURE PROGRESS

STREAK CALENDAR	CLEAN PATTERN SCORE (1–10)	BPM / TEMPO GROWTH	PATTERNS MASTERED	SONG APPLICATIONS LEARNED	CONFIDENCE SCORE (1–10)	WEEKLY RECORDING CHECK
M T W T F S S	8/10 ★★★★★	60 80 100 120 BPM	7/10	5	7	REVIEW AND IMPROVE!

13

FINGERPICKING IS NOT ABOUT PLAYING MORE NOTES. IT IS ABOUT PLAYING WITH MORE CONTROL, COLOR, AND FEELING.

